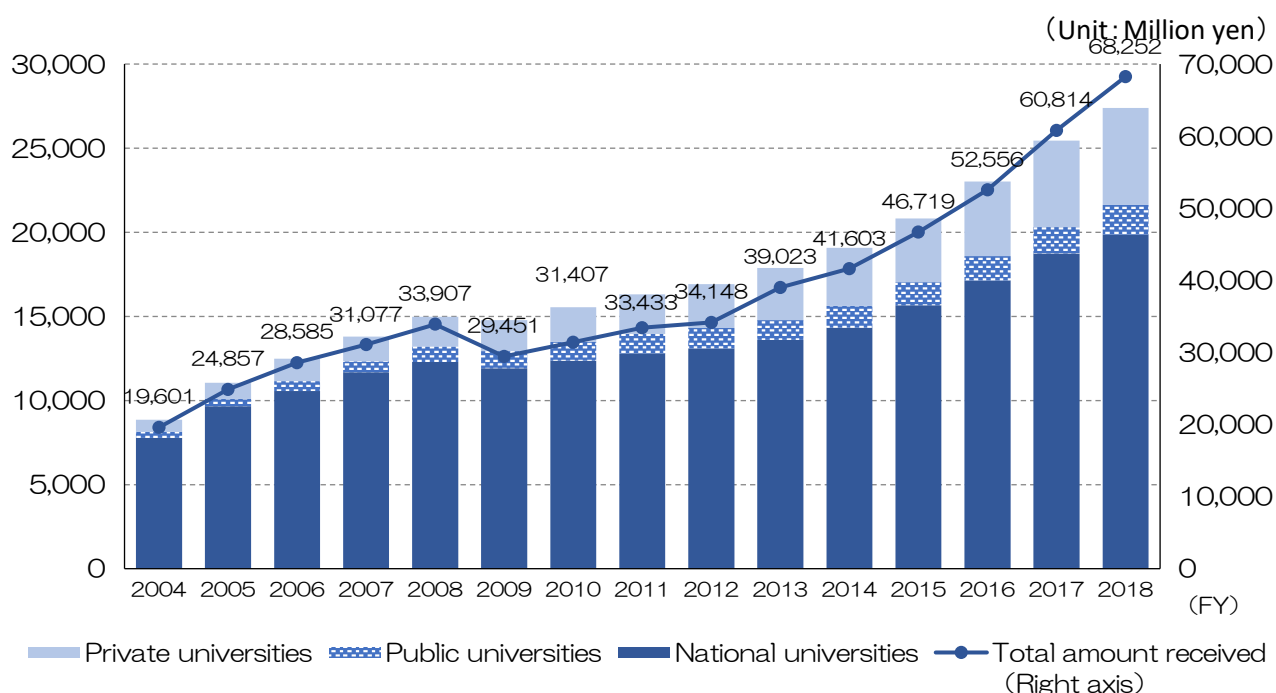


9. Industry-academia-government collaboration(1)

9-1. Number of joint research conducted and amount received



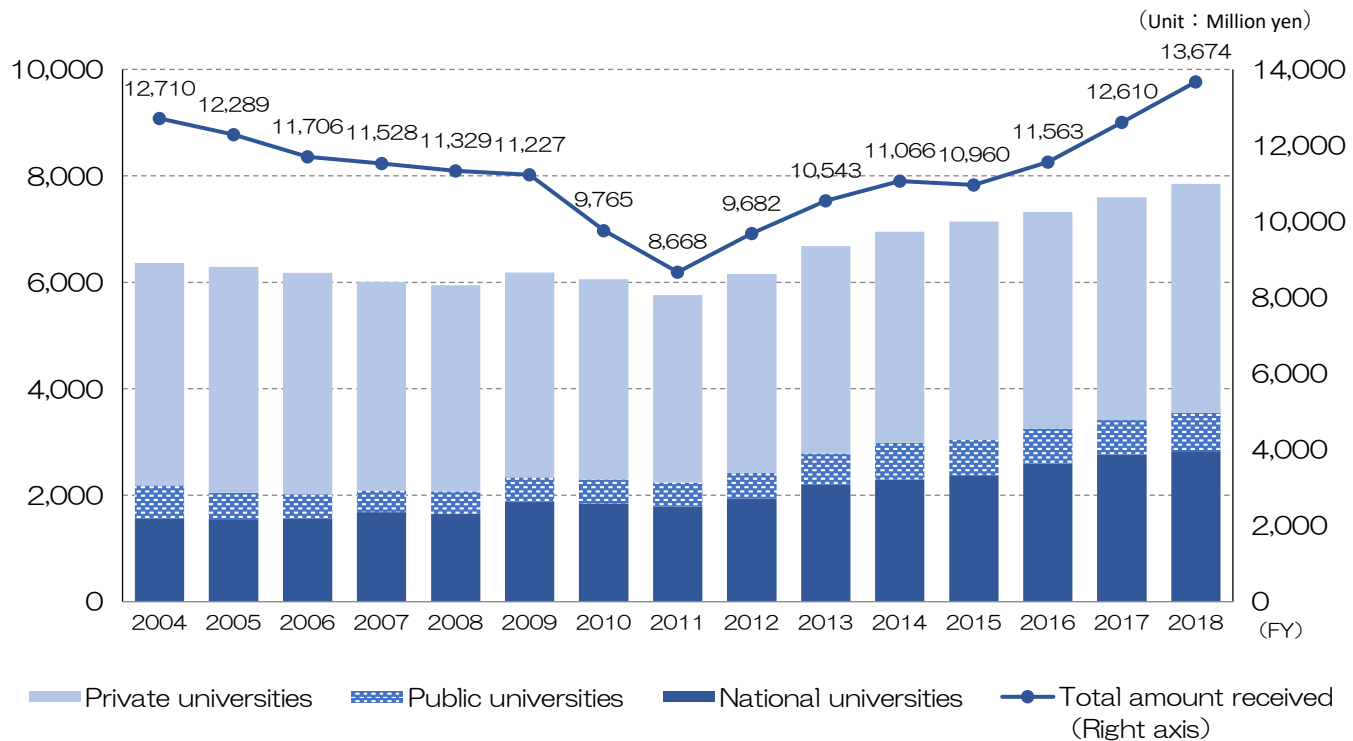
Fiscal Year	National universities		Public universities		Private universities	
	No. of projects (projects)	Amount received (Million Yen)	No. of projects (projects)	Amount received (Million Yen)	No. of projects (projects)	Amount received (Million Yen)
2004	7,774	16,230	347	613	743	2,758
2005	9,658	20,927	432	888	964	3,042
2006	10,563	23,226	585	1,309	1,341	4,051
2007	11,681	25,651	639	1,137	1,470	4,290
2008	12,286	27,857	914	1,585	1,774	4,464
2009	11,922	24,070	1,012	1,383	1,845	3,998
2010	12,361	25,468	1,121	1,446	2,062	4,493
2011	12,793	26,522	1,165	1,637	2,344	5,274
2012	13,100	27,312	1,200	1,555	2,625	5,281
2013	13,596	30,557	1,192	1,783	3,093	6,682
2014	14,336	33,108	1,278	1,911	3,456	6,584
2015	15,666	36,718	1,359	2,208	3,796	7,793
2016	17,124	40,503	1,460	2,768	4,437	9,285
2017	18,742	48,350	1,568	2,357	5,141	10,107
2018	19,861	53,122	1,756	3,012	5,766	12,118

(Note) Universities include vocational colleges, technical colleges, and university shared use period.

(Source) Prepared by JANU from MEXT, Science and Technology Policy Bureau "Industry-Academia Collaboration in Universities etc."
(Each year)

9. Industry-academia-government collaboration(2)

9-2. Number of funded research conducted and amount received



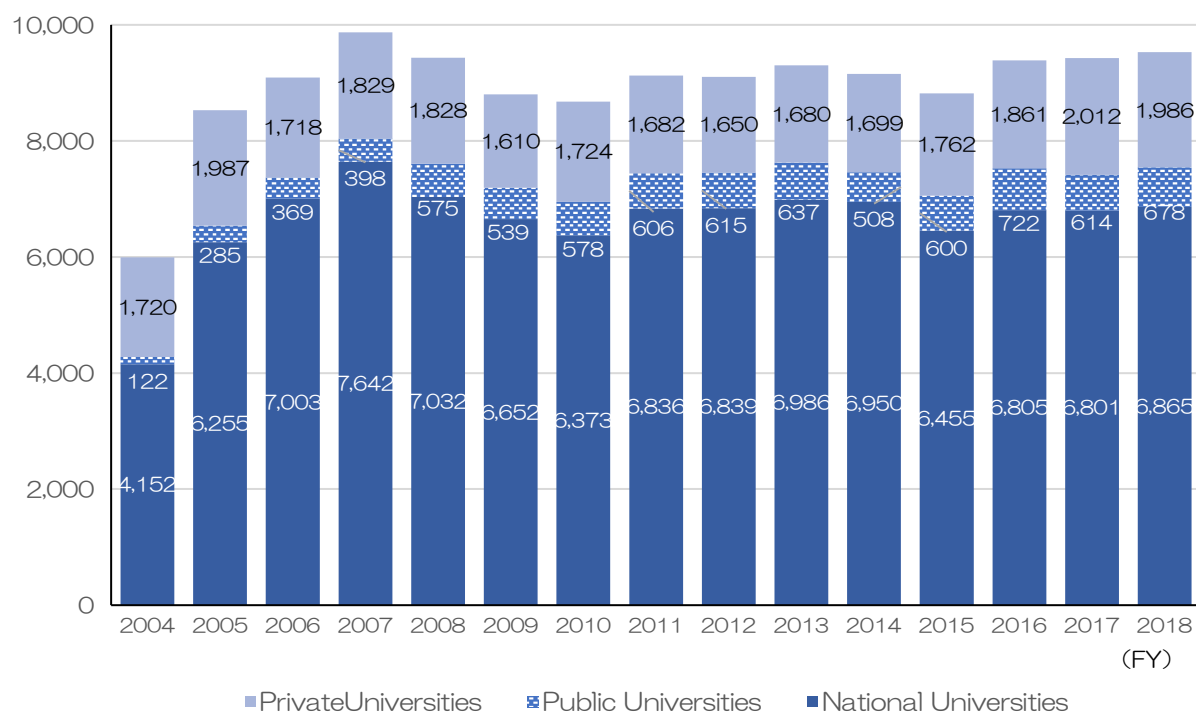
Fiscal Year	National universities		Public universities		Private universities	
	No. of projects (projects)	Amount received (Million Yen)	No. of projects (projects)	Amount received (Million Yen)	No. of projects (projects)	Amount received (Million Yen)
2004	1,563	4,954	621	702	4,175	7,054
2005	1,548	3,970	495	749	4,249	7,570
2006	1,562	3,857	459	819	4,158	7,030
2007	1,683	4,291	405	586	3,917	6,651
2008	1,650	4,299	423	692	3,872	6,338
2009	1,881	4,623	457	885	3,847	5,719
2010	1,848	3,793	451	622	3,757	5,349
2011	1,785	2,874	456	653	3,519	5,141
2012	1,936	3,487	490	631	3,732	5,565
2013	2,206	4,296	582	684	3,889	5,564
2014	2,295	4,568	690	820	3,968	5,678
2015	2,375	3,906	665	943	4,105	6,112
2016	2,593	4,607	661	917	4,065	6,040
2017	2,768	5,280	647	985	4,183	6,345
2018	2,810	5,524	738	1,227	4,304	6,923

(Note) Universities include vocational colleges, technical colleges, and university shared use period.

(Source) Prepared by JANU from MEXT, Science and Technology Policy Bureau "Industry-Academia Collaboration in Universities etc." (Each year)

9. Industry-academia-government collaboration(3)

9-3. Number of patent applications



Fiscal Year	National universities		Public universities		Private universities	
	Domestic patent	Overseas patent	Domestic patent	Overseas patent	Domestic patent	Overseas patent
2004	3,756	396	115	7	1,214	506
2005	5,349	906	269	16	1,579	408
2006	5,650	1,353	313	56	1,319	399
2007	5,215	2,427	347	51	1,320	509
2008	5,134	1,898	435	140	1,411	417
2009	5,033	1,619	459	80	1,307	303
2010	4,670	1,703	487	91	1,333	391
2011	4,758	2,078	473	133	1,276	406
2012	4,735	2,104	481	134	1,301	349
2013	4,835	2,151	470	167	1,300	380
2014	4,819	2,131	421	87	1,345	354
2015	4,575	1,880	445	155	1,417	345
2016	4,671	2,134	503	219	1,487	374
2017	4,576	2,225	466	148	1,532	480
2018	4,594	2,271	435	243	1,566	420

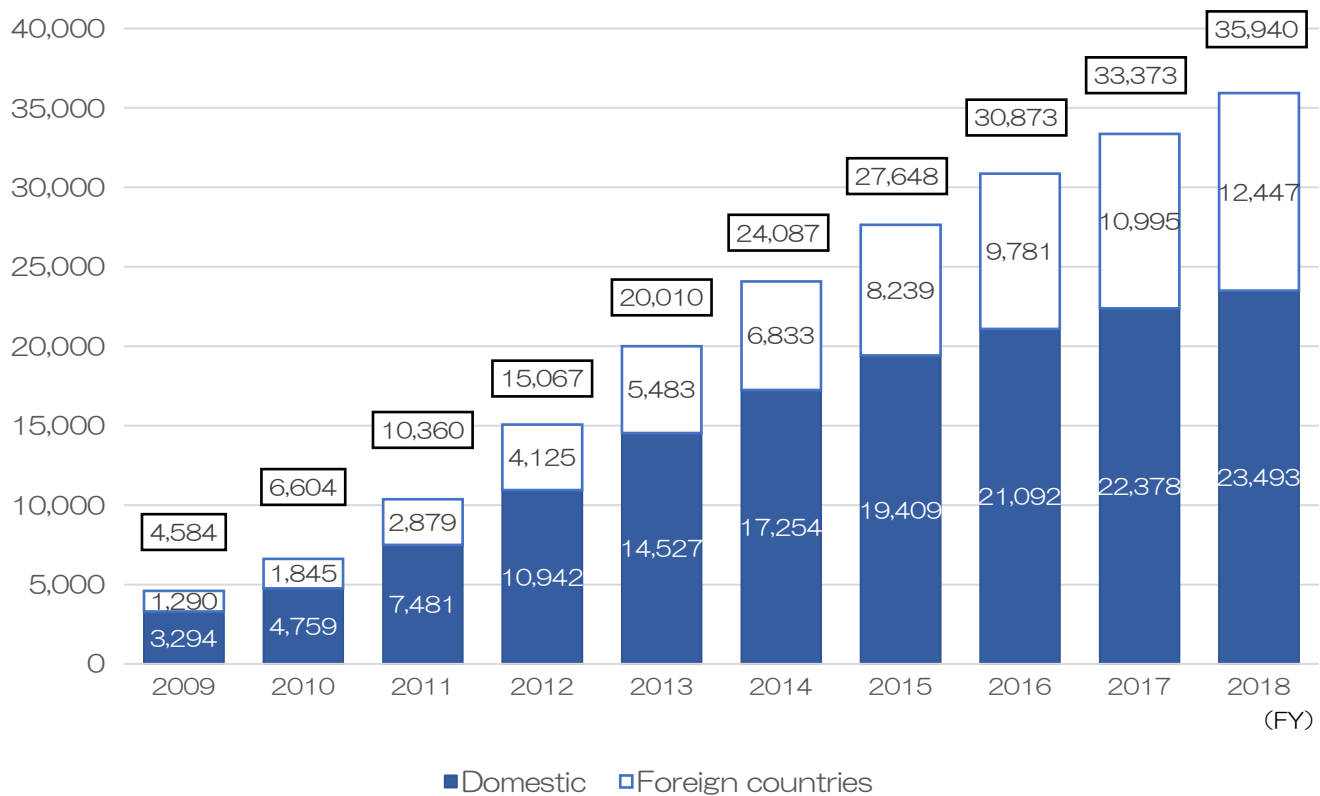
(Note 1) Universities include vocational colleges, technical colleges, and university shared use period.

(Note 2) In the graphs, it shows domestic patent applications + overseas patent applications.

(Source) Prepared by JANU from MEXT, Science and Technology Policy Bureau "Industry-Academia Collaboration in Universities etc." (Each year)

9. Industry-academia-government collaboration(4)

9-4. Number of patents owned

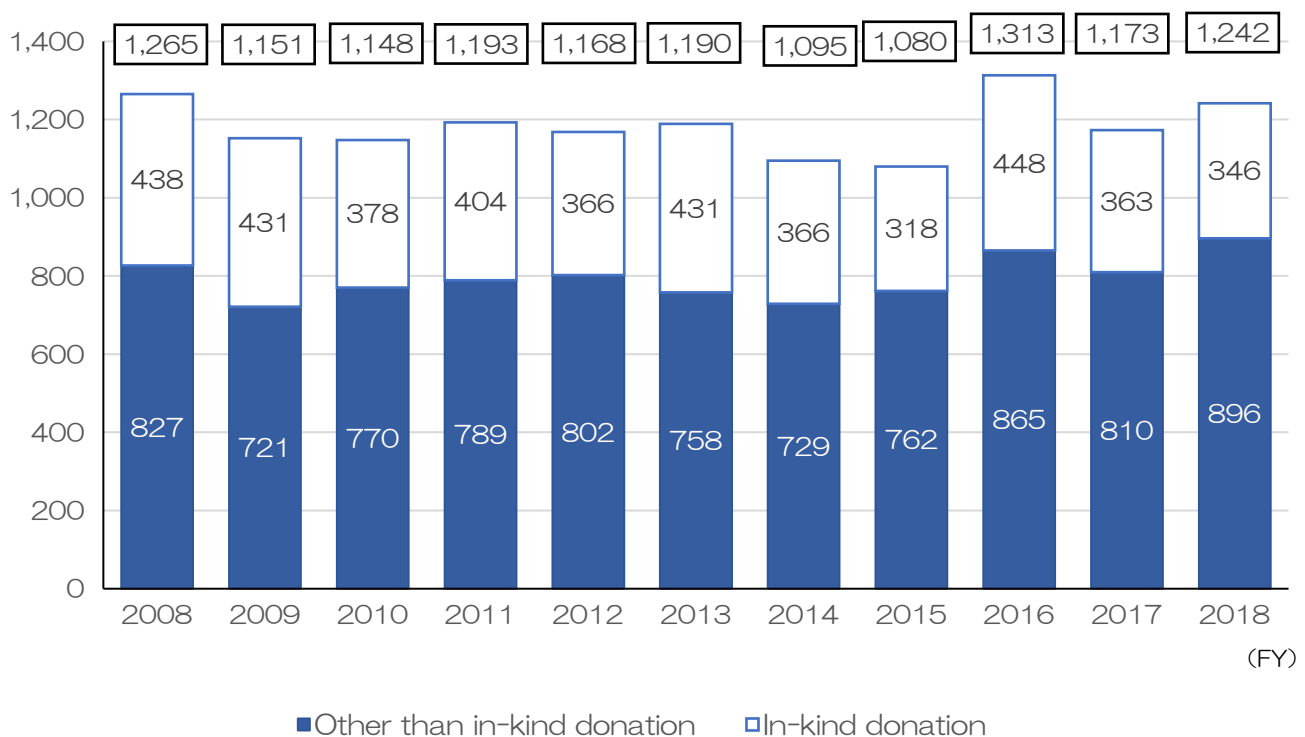


(Note) Patents owned by individuals and patents of external TLO etc. are not included.

(Source) Prepared by JANU from MEXT, Science and Technology Policy Bureau "Industry-Academia Collaboration in Universities etc." (Each year)

9-5. Donation received by national universities etc.

(Unit: Billion yen)



(Note) The counts are rounded down to the nearest unit and may not match the total.

(Source) Prepared by JANU from the material (Financial statements of national universities) provided by MEXT