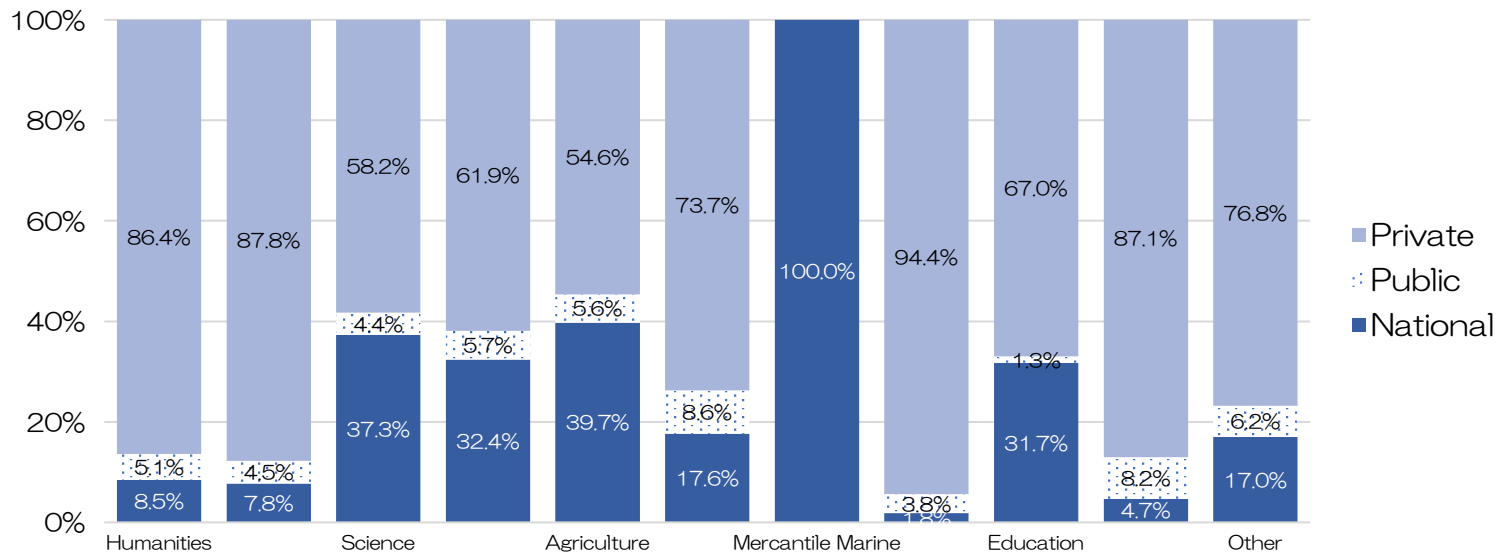


## 2. Students( 1 )

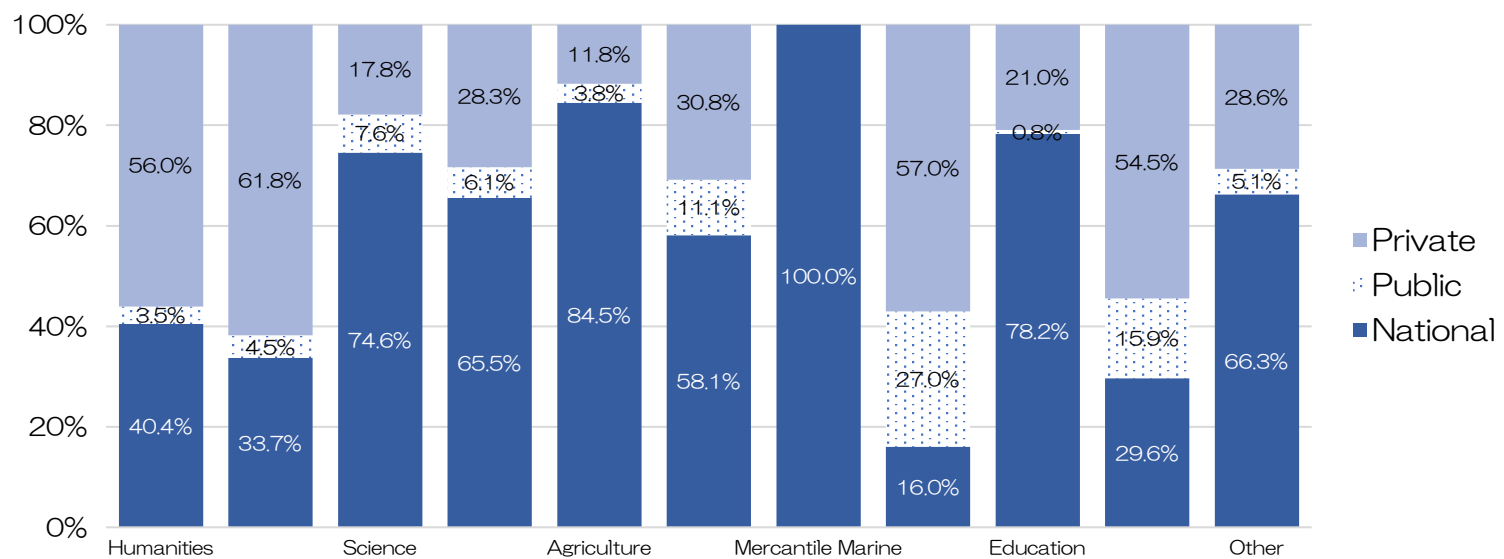
### 2-1. Undergraduate students by major field / national, public and private universities



	Humanities	Social Sciences	Science	Engineering	Agriculture	Health	Mercantile Marine	Home Economics	Education	Arts	Other
National	30,900	64,866	29,104	123,231	30,641	58,671	406	1,295	60,035	3,430	34,822
Public	18,740	37,565	3,460	21,831	4,355	28,696	0	2,712	2,532	6,012	12,750
Private	315,523	733,977	45,433	235,390	42,104	245,448	0	67,594	126,776	63,478	157,371

(Source) Prepared by JANU from the MEXT "School Basic Survey" (2019)

### 2-2. Graduate students by major field / national, public and private universities



	Humanities	Social Sciences	Science	Engineering	Agriculture	Health	Mercantile Marine	Home Economics	Education	Arts	Other
National	6,288	11,230	14,301	52,278	10,285	24,746	61	170	10,304	1,541	21,570
Public	550	1,509	1,452	4,870	460	4,718	0	286	105	826	1,652
Private	8,717	20,594	3,418	22,606	1,433	13,135	0	605	2,760	2,831	9,320

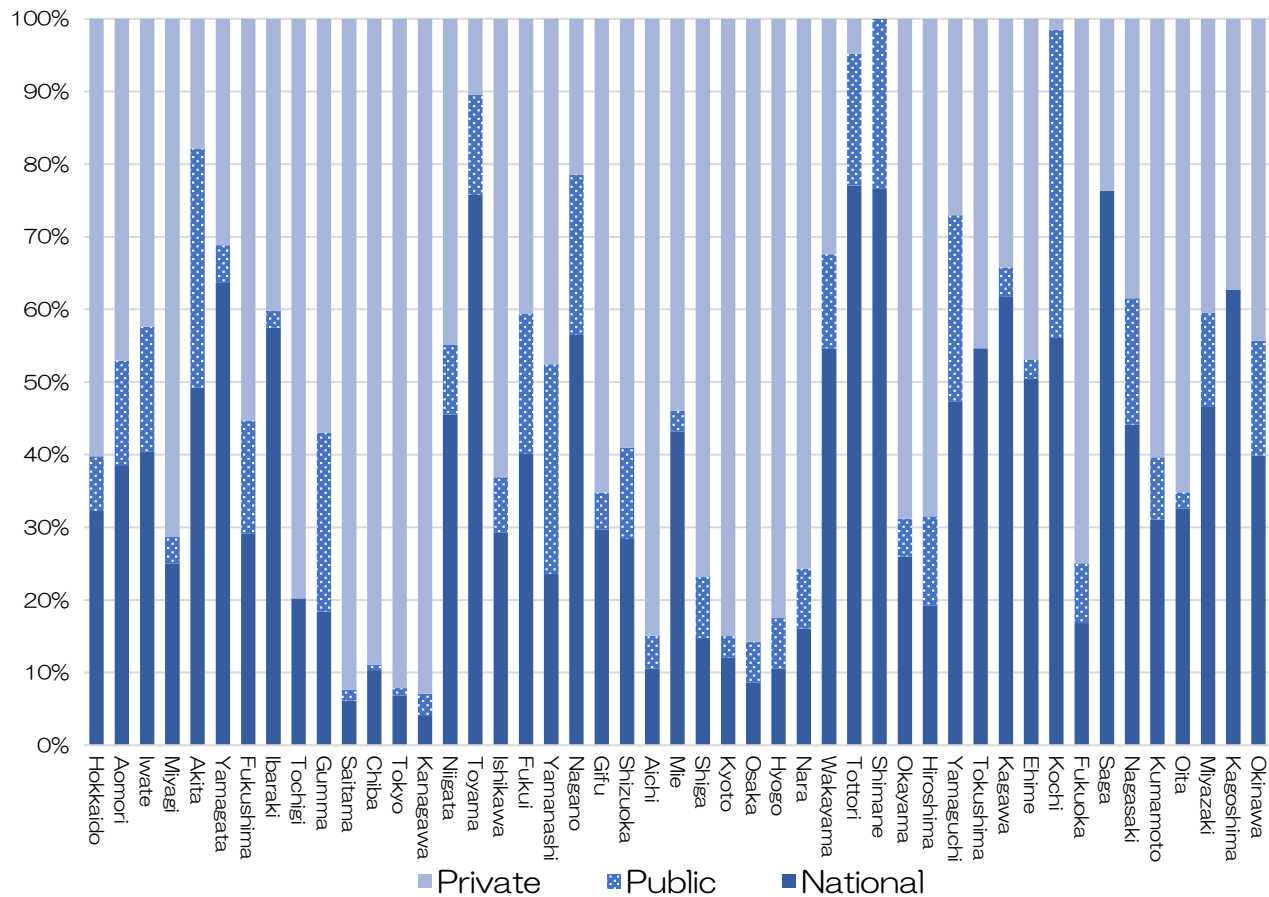
(Note 1) The total number of students in the "Graduate Programs", "Doctoral Programs", and "Professional Degree Programs".

(Note) The number of students in the "Graduate Program" includes the number of students in the graduate program and the doctoral program (first semester) (including medical and dental sciences, pharmacy (4 years of study), and 1st and 2nd year courses of integrated programs other than veterinary medicine).

(Source) Prepared by JANU from the MEXT "School Basic Survey" (2019)

## 2. Students(2)

### 2-3. Undergraduate students by prefecture / national, public and private universities



	Hokkaido	Aomori	Iwate	Miyagi	Akita	Yamagata	Fukushima	Ibaraki	Tochigi	Gumma	Saitama	Chiba
Total	78,612	15,344	11,362	49,121	8,940	11,767	14,215	29,715	20,033	27,774	111,672	104,562
National	25,347	5,898	4,595	12,285	4,400	7,501	4,147	17,085	4,053	5,111	6,859	10,825
Public	5,920	2,225	1,953	1,787	2,942	596	2,204	701	0	6,840	1,686	737
Private	47,345	7,221	4,814	35,049	1,598	3,670	7,864	11,929	15,980	15,823	103,127	93,000

Tokyo	Kanagawa	Niigata	Toyama	Ishikawa	Fukui	Yamanashi	Nagano	Gifu	Shizuoka	Aichi	Mie	Shiga
671,221	177,372	26,543	10,561	26,624	9,922	16,047	15,911	19,125	33,505	177,029	13,969	30,692
45,972	7,357	12,075	8,002	7,802	3,978	3,780	8,989	5,673	9,511	18,688	6,028	4,524
6,895	5,233	2,556	1,460	2,011	1,914	4,635	3,515	974	4,220	7,953	408	2,585
618,354	164,782	11,912	1,099	16,811	4,030	7,632	3,407	12,478	19,774	150,388	7,533	23,583

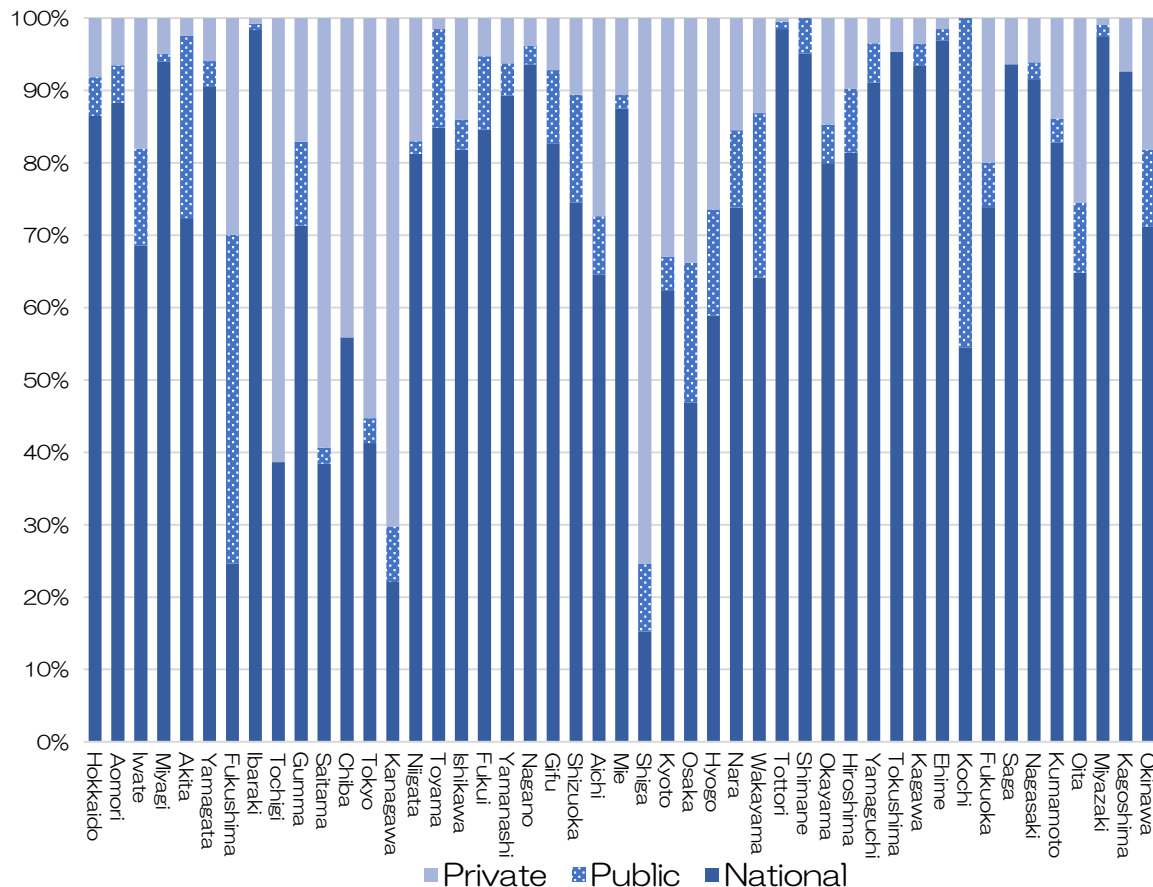
Kyoto	Osaka	Hyogo	Nara	Wakayama	Tottori	Shimane	Okayama	Hiroshima	Yamaguchi	Tokushima	Kagawa	Ehime
140,970	223,409	115,811	20,374	7,297	6,712	6,944	38,912	55,496	18,449	11,821	9,120	16,051
17,013	19,331	12,263	3,274	3,986	5,172	5,317	10,113	10,695	8,732	6,457	5,636	8,111
4,171	12,473	7,995	1,678	945	1,218	1,627	2,022	6,780	4,732	0	360	405
119,786	191,605	95,553	15,422	2,366	322	0	26,777	38,021	4,985	5,364	3,124	7,535

Kochi	Fukuoka	Saga	Nagasaki	Kumamoto	Oita	Miyazaki	Kagoshima	Okinawa
8,861	109,289	7,729	17,010	24,973	15,122	10,037	15,203	17,920
4,977	18,395	5,898	7,504	7,757	4,933	4,673	9,539	7,140
3,752	8,964	0	2,964	2,137	334	1,305	0	2,841
132	81,930	1,831	6,542	15,079	9,855	4,059	5,664	7,939

(Source) Prepared by JANU from the MEXT "School Basic Survey" (2019)

## 2. Students(3)

### 2-4. Graduate students by prefecture / national, public and private universities



	Hokkaido	Aomori	Iwate	Miyagi	Akita	Yamagata	Fukushima	Ibaraki	Tochigi	Gumma	Saitama	Chiba
Total	9,208	1,010	1,174	7,559	988	1,411	1,008	7,527	2,226	1,800	4,160	8,738
National	7,962	892	805	7,105	715	1,278	248	7,404	860	1,284	1,598	4,881
Public	494	52	157	80	249	49	458	65	0	208	93	0
Private	752	66	212	374	24	84	302	58	1,366	308	2,469	3,857

	Tokyo	Kanagawa	Niigata	Toyama	Ishikawa	Fukui	Yamanashi	Nagano	Gifu	Shizuoka	Aichi	Mie	Shiga
Total	71,555	11,697	4,663	1,335	4,285	1,157	963	2,052	2,036	2,504	14,214	1,270	2,872
National	29,525	2,583	3,788	1,133	3,507	979	860	1,921	1,682	1,866	9,180	1,111	438
Public	2,471	900	81	182	175	117	43	53	208	373	1,143	24	268
Private	39,559	8,214	794	20	603	61	60	78	146	265	3,891	135	2,166

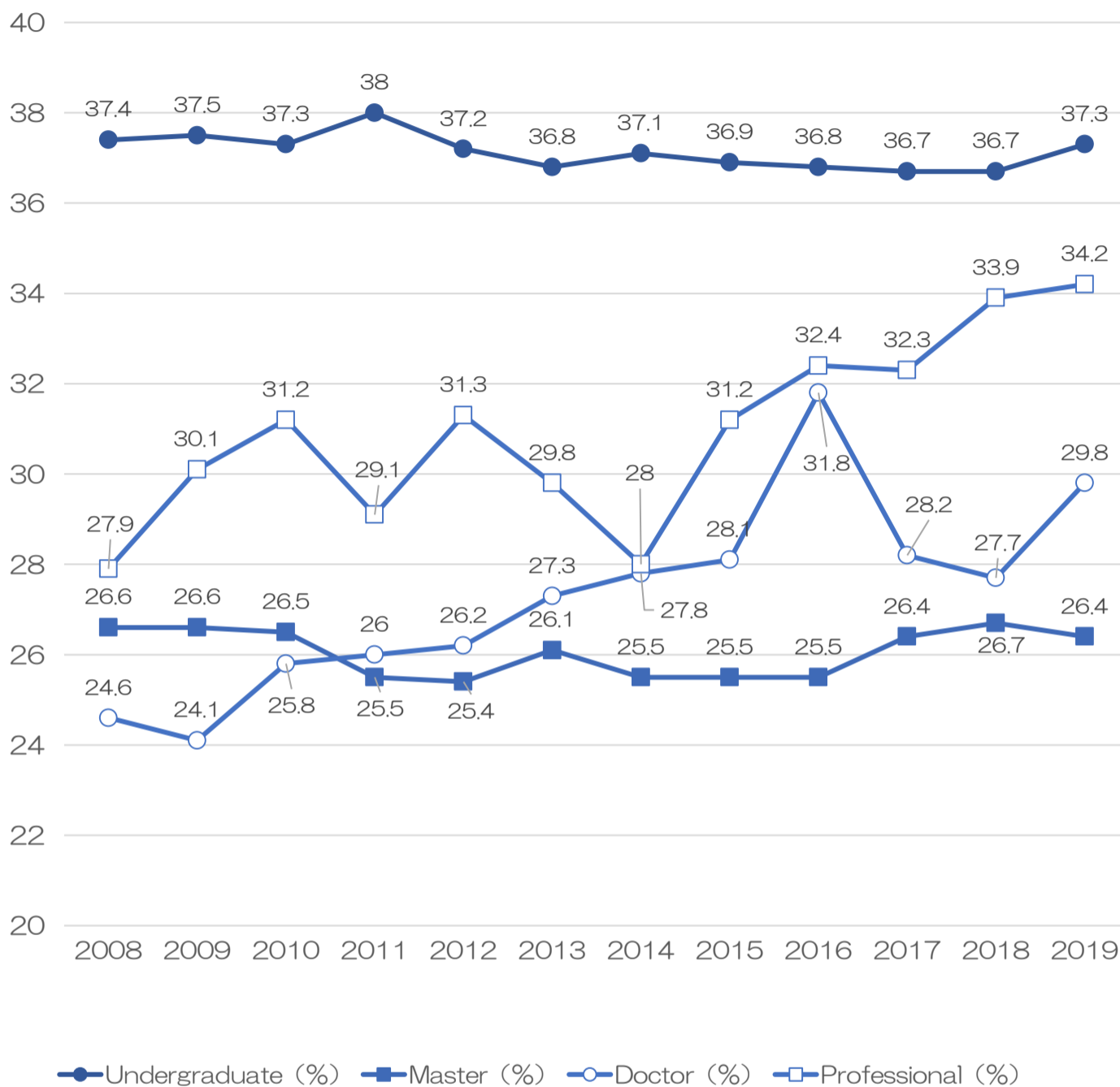
	Kyoto	Osaka	Hyogo	Nara	Wakayama	Tottori	Shimane	Okayama	Hiroshima	Yamaguchi	Tokushima	Kagawa	Ehime
Total	17,627	18,101	9,225	2,289	806	1,039	776	3,626	5,619	1,600	2,095	784	1,193
National	10,998	8,485	5,436	1,690	517	1,023	738	2,899	4,575	1,458	1,998	733	1,156
Public	823	3,501	1,352	244	183	11	38	195	497	86	0	23	19
Private	5,806	6,115	2,437	355	106	5	0	532	547	56	97	28	18

	Kochi	Fukuoka	Saga	Nagasaki	Kumamoto	Oita	Miyazaki	Kagoshima	Okinawa
Total	923	11,725	844	1,717	2,383	975	803	1,739	1,320
National	503	8,660	790	1,572	1,973	632	783	1,611	939
Public	420	726	0	40	79	94	13	0	141
Private	0	2,339	54	105	331	249	7	128	240

(Source) Prepared by JANU from the MEXT "School Basic Survey" (2019)

## 2. Students(4)

2-5. Shift in ratio of female students at national universities



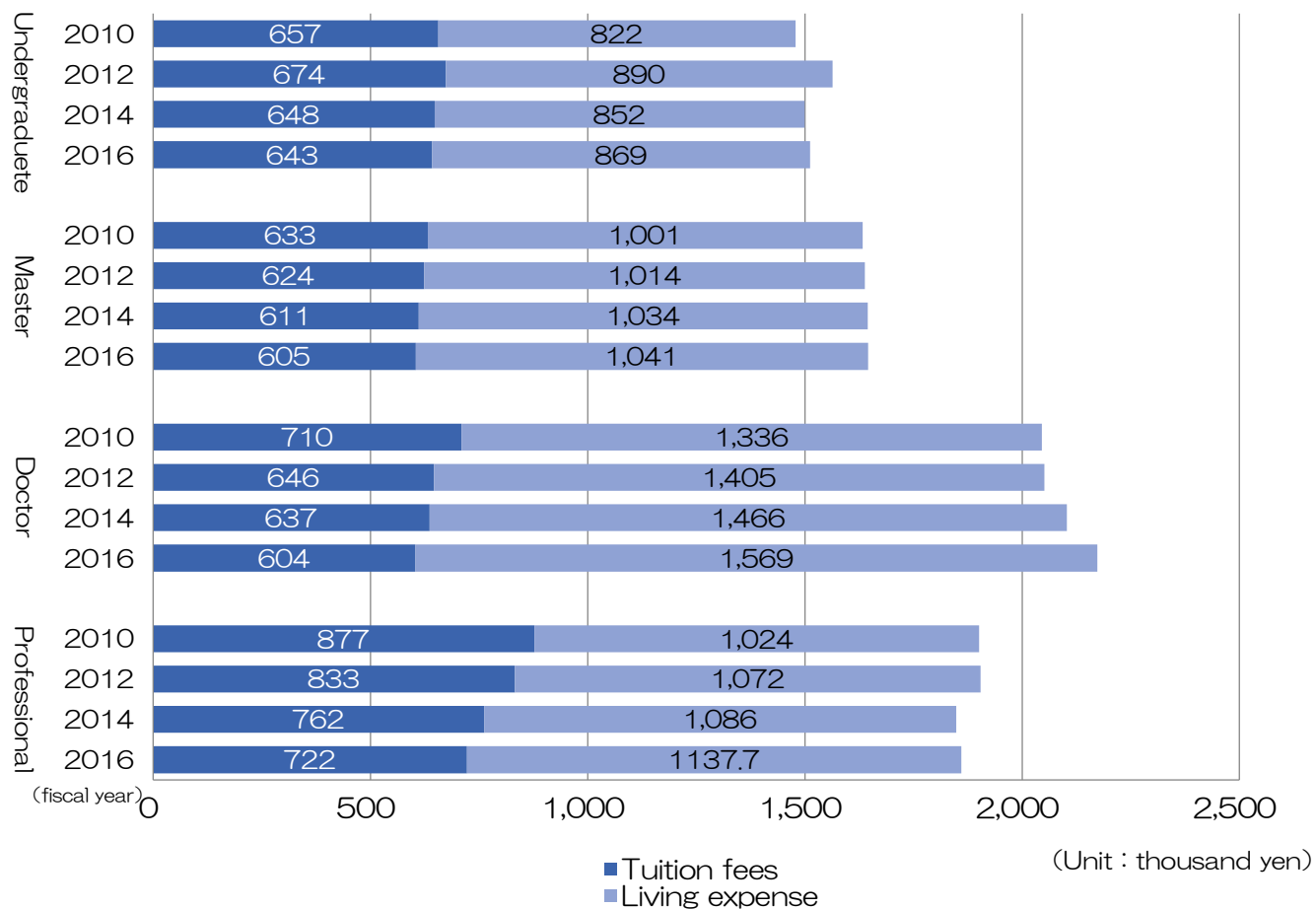
(Note 1) The master's degree program is "Master's degree program and pre-doctoral program (including full-term doctoral program excluding medicine, dentistry, pharmacy, veterinary medicine)".

(Note 2) The doctoral course is "Post-term doctoral course (including doctoral course of medicine, dentistry, pharmacy, veterinary medicine) and full-term doctoral program".

(Source) Prepared JANU from the Research Committee Gender Equality Subcommittee, JANU 'Follow-up survey report on implementation of gender equality promotion at national universities' (Each year)

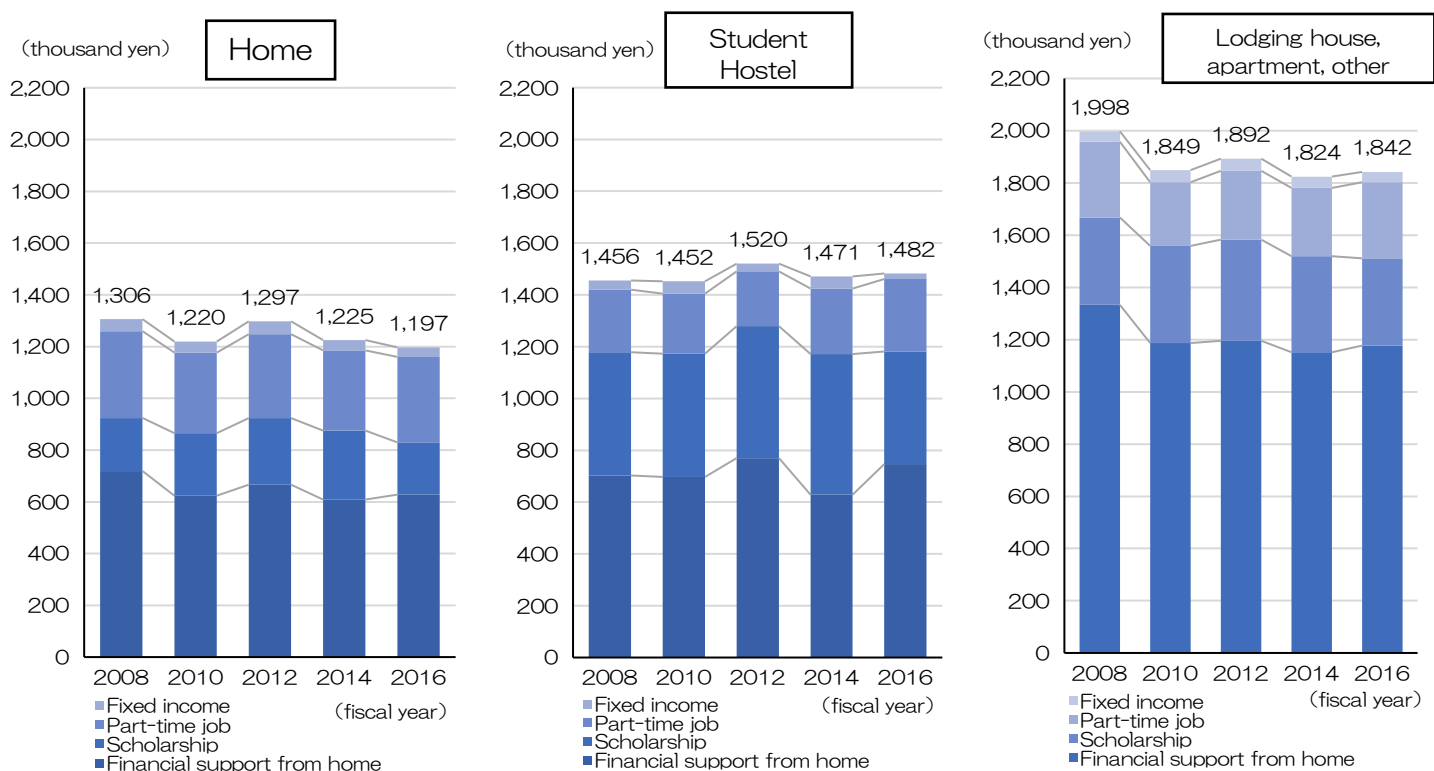
## 2. Students(5)

### 2-6. Living expenses of students of national universities by course (yearly)



(Source) Prepared JANU from Japan Student Services Organization "Student Life Survey" (Each year)

### 2-6. Average amount of students income at national university daycourse (by residence type, yearly)



(Note) The total amount of breakdown is rounded to the nearest thousand yen.

(Source) Prepared by JANU from Japan Student Services Organization "Student Life Survey" (Each year)