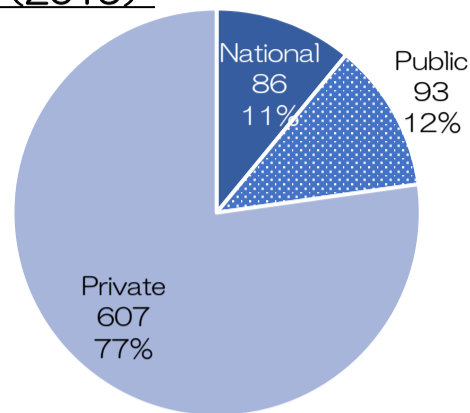


# 1. Overview of national universities( 1 )

## 1-1. Number of universities (2019)

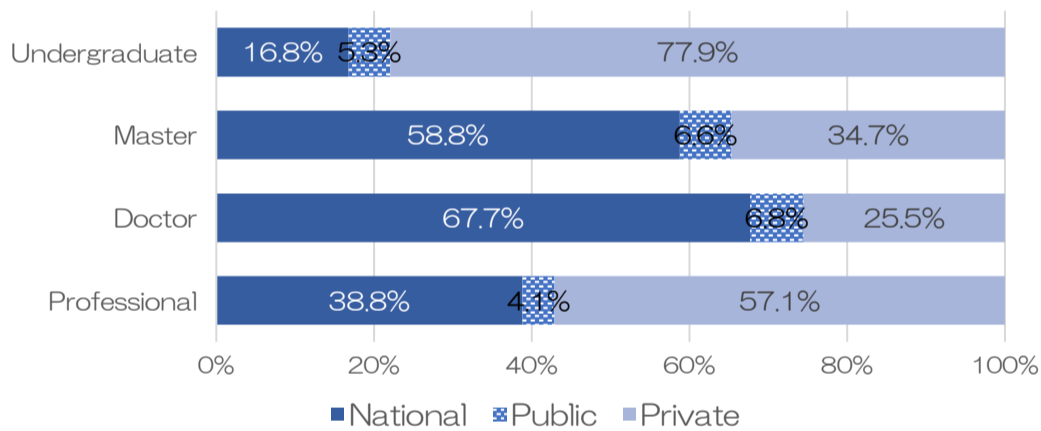


	2004	2005	2006	2007	2008	2009	2010	2011	2012	2013	2014	2015	2016	2017	2018	2019
Total	709	726	744	756	765	773	778	780	783	782	781	779	777	780	782	786
National	87	87	87	87	86	86	86	86	86	86	86	86	86	86	86	86
Public	80	86	89	89	90	92	95	95	92	90	92	89	91	90	93	93
Private	542	553	568	580	589	595	597	599	605	606	603	604	600	604	603	607

(Note) As for the proportions, total of each segment may not become 100% because the values have been rounded off.

(Source) Prepared by JANU from the MEXT "Basic School Survey" (Each year)

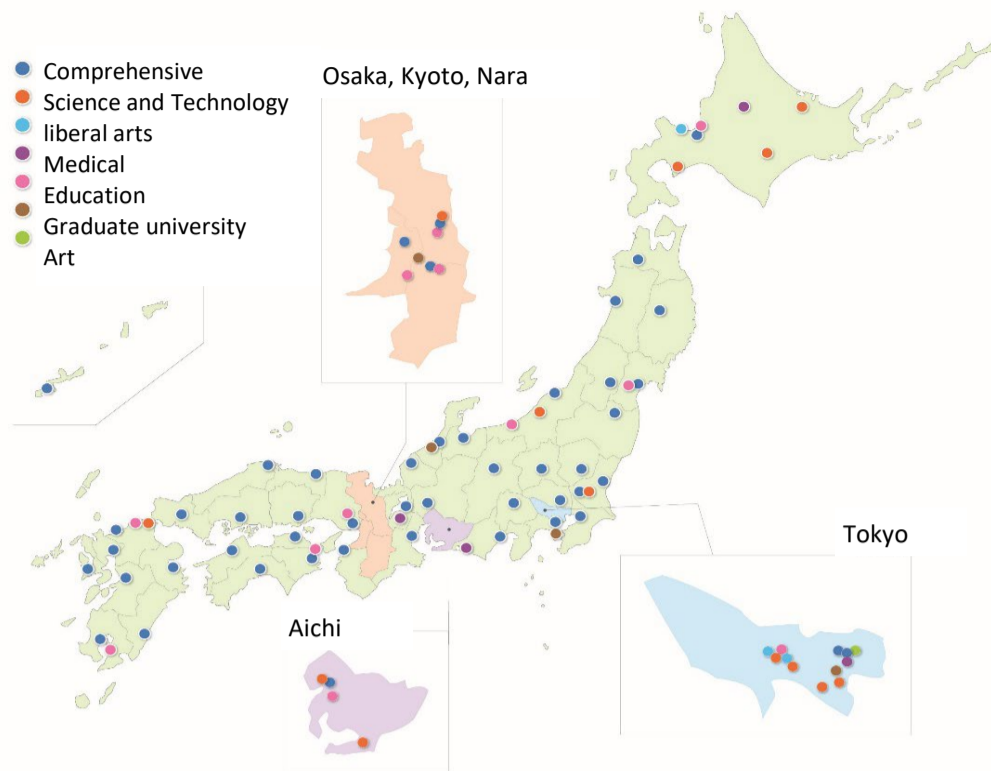
## 1-2. Number of students (2019)



	Undergraduate	Master	Doctor	Professional
Total	2,609,148	162,261	74,711	17,649
National	437,401	95,353	50,571	6,850
Public	138,653	10,653	5,052	723
Private	2,033,094	56,255	19,088	10,076

(Note) The number of students in the "Graduate Program" includes the number of students in the graduate program and the doctoral program (first semester) (including medical and dental sciences, pharmacy (4 years of study), and 1st and 2nd year courses of integrated programs other than veterinary medicine).

# 1. Overview of national universities( 2 )



(Note) For university segments, categories of the National Institution for Academic Degrees and Quality Enhancement of Higher Education 'Financial Situation of National University Corporations'

## 1-3. Intake capacity for national universities (departments and graduate schools)

## 1-4. Number of faculty members for national universities (regular faculty)

University	Maximum Intake		Faculty and Staff		University	Maximum Intake		Faculty and Staff	
	Department	Graduate School	Faculty	Staff		Department	Graduate School	Faculty	Staff
Hokkaido University	10,515	5,607	2,332	3,174	University of Fukui	3,745	830	617	1,427
Hokkaido University of Education	4,740	360	373	236	Gifu University	5,357	1,375	749	1,469
Muroran Institute of Technology	2,480	493	180	158	Shizuoka University	7,910	1,336	703	303
Otaru University of Commerce	2,060	99	124	76	Hamamatsu University School of Medicine	975	161	324	1,109
Obihiro University of Agriculture and Veterinary Medicine	1,100	146	132	105	Nagoya University	8,794	5,756	2,337	2,503
Asahikawa Medical University	962	92	367	1,097	Aichi University of Education	3,490	312	210	142
Kitami Institute of Technology	1,660	248	140	96	Nagoya Institute of Technology	3,760	1,288	354	240
Hirosaki University	5,530	846	807	1,121	Toyohashi University of Technology	1,040	892	211	141
Iwate University	4,250	768	414	412	Mie University	5,650	1,085	806	1,163
Tohoku University	10,040	6,379	3,131	3,206	Shiga University	3,200	232	219	115
Miyagi University of Education	1,380	114	103	77	Shiga University of Medical Science	945	152	386	1,048
Akita University	4,139	655	545	1,136	Kyoto University	11,740	9,012	3,410	3,601
Yamagata University	6,880	1,129	821	1,372	Kyoto University of Education	1,200	234	114	79
Fukushima University	3,840	302	242	128	Kyoto Institute of Technology	2,432	1,200	285	182
The University of Tokyo	12,588	11,995	3,869	4,126	Osaka University	13,546	7,423	3,271	3,258
Tokyo Medical and Dental University	1,464	1,160	850	1,776	Osaka Kyoiku University	3,715	422	264	167
Tokyo University of Foreign Studies	3,040	410	250	135	Hyogo University of Teacher Education	640	726	157	99
Tokyo Gakugei University	4,040	732	307	218	Kobe University	10,656	4,153	1,542	2,091
Tokyo University of Agriculture and Technology	3,494	1,685	389	204	Nara University of Education	1,020	140	94	61
Tokyo University of the Arts	1,884	995	275	149	Nara Women's University	1,980	510	212	93
Tokyo Institute of Technology	4,332	4,869	1,054	1,413	Nara Institute of Science and Technology	-	1,021	230	162
Tokyo University of Marine Science and Technology	1,760	576	256	235	Wakayama University	3,620	484	276	139
Ochanomizu University	1,868	663	203	105	Tottori University	4,865	875	747	1,504
The University of Electro-Communications	2,944	1,177	303	218	Shimane University	4,976	690	796	1,555
Hitotsubashi University	3,820	1,799	347	180	Okayama University	9,377	2,681	1,466	2,469
National Graduate Institute for Policy Studies	-	346	73	126	Hiroshima University	9,914	3,710	1,732	1,745
Ibaraki University	6,248	1,060	531	287	Yamaguchi University	8,032	1,439	946	1,579
University of Tsukuba	8,827	5,686	1,868	2,780	Tokushima University	5,663	1,459	967	1,495
Tsukuba University of Technology	360	24	110	66	Naruto University of Education	400	600	131	102
Utsunomiya University	3,760	805	334	211	Kagawa University	5,319	692	596	1,315
Gunma University	4,803	1,211	819	1,510	Ehime University	7,442	1,070	794	1,367
Saitama University	6,220	1,316	454	215	Kochi University	4,605	552	673	1,094
Chiba University	9,827	3,008	1,309	1,951	University of Teacher Education Fukuoka	2,460	180	169	110
Yokohama National University	6,694	2,054	578	300	Kyushu University	10,658	6,414	2,391	3,134
The Graduate University for Advanced Studies	-	382	25	43	Kyushu Institute of Technology	3,874	1,381	352	190
Niigata University	9,526	1,922	1,357	1,814	Saga University	5,436	758	665	1,298
Nagaoka University of Technology	940	988	202	137	Nagasaki University	7,059	1,430	1,154	1,944
Joetsu University of Education	640	600	163	135	Kumamoto University	7,240	1,935	855	1,659
University of Yamanashi	3,600	816	757	1,206	Oita University	4,582	599	639	1,350
Shinshu University	8,336	1,685	1,034	1,539	University of Miyazaki	4,460	652	732	1,482
University of Toyama	7,587	943	860	1,371	Kagoshima University	8,150	1,401	1,132	1,564
Kanazawa University	7,383	1,998	1,042	1,508	National Institute of Fitness and Sports in Kanoya	720	60	64	70
Japan Advanced Institute of Science and Technology	-	854	156	146	University of the Ryukyus	6,475	801	834	1,417

(Note) Number of faculty members includes principal, director, and vice principal

(Source) Prepared by JANU from 'JANU Overview' 18 (List of members)', and the National Institution for Academic Degrees and Quality Enhancement of Higher Education "Basic University Information" (2019)