



Australian Vice-Chancellors' Committee
the council of Australia's university presidents

**University Autonomy, Governance
and Funding**

Professor Roger Dean
Vice-Chancellor & President
University of Canberra

*Australia-Japan Presidents Meeting
University of Technology, Sydney
Sydney, Australia
1 - 2 May 2006*

**UNIVERSITY AUTONOMY
AND GOVERNANCE**



**Australian universities are autonomous
and self-accrediting**

- They have significant discretion over:
 - *academic profile*
 - *teaching methods & delivery of programs*
 - *student profile*
 - *extent and nature of internationalisation*
 - *staffing requirements*
 - *research and development (within national priority and funding constraints)*
- They manage and are accountable for their own financial affairs



The Australian political and regulatory context

- Universities are 'public' institutions established by State Governments
- Federal Government provides some public funding
- Local Government requirements impact on campus development
- Multiple reporting and regulation levels: federal, state, local



4

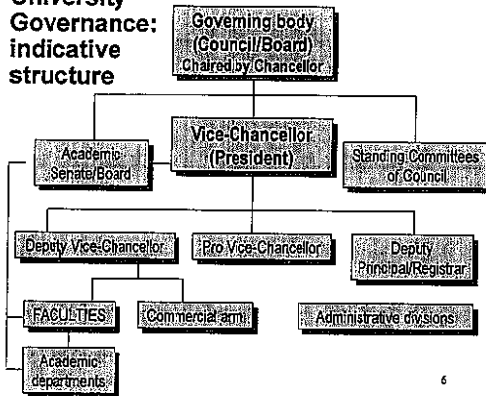
Major national-level legislative and regulatory requirements include:

- University Governance Protocols
- Workplace Relations Protocols
- Australian Quality Assurance Framework for Higher Education
- International
 - Immigration law (*Education Services for Overseas Students (ESOS) Act in particular*)
 - CRICOS Register (*of courses*)



5

University Governance: indicative structure



6

Australian University Councils*

- Number of Members – 21*
- Mode of appointment*
 - Elected 35%
 - Ex-officio 19%
 - Appointed 48%
- Appointed by*
 - Parliament 1 (3%)
 - Minister/s 2 (9%)
 - State Governor 4 (19%)
 - University Council# 3 (17%)

#including Chancellor & Deputy Chancellor
 *Averages per category among AVCC members' universities
 Source: AVCC Summary, University Council Membership, Data Update, December 2004

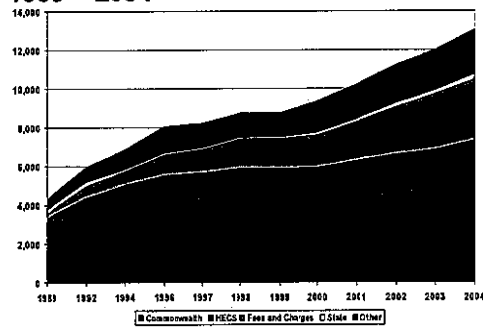


7

UNIVERSITY FUNDING

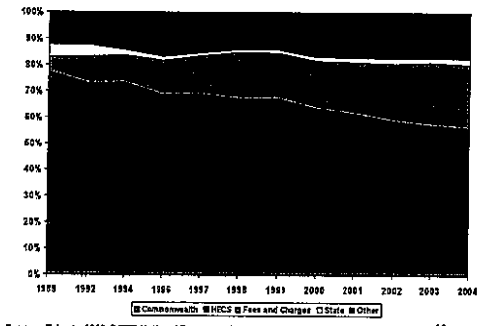


Changing funding sources (\$m) 1989 – 2004



Source: Prior to 1993, DEET National Report on Australia's Higher Education Sector, May 1993 (Table 4.6); from 1993 onwards, DEET Selected Higher Education Finance Statistics

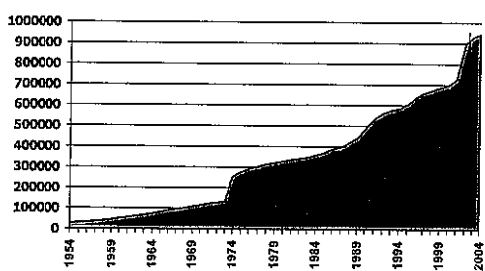
**Changing funding sources (%)
1989 - 2004**



Source: Prior to 1993, DEET National Report on Australia's Higher Education Sector, May 1993 (Table 4.6); from 1993 onwards, DEST Selected Higher Education Finance Statistics



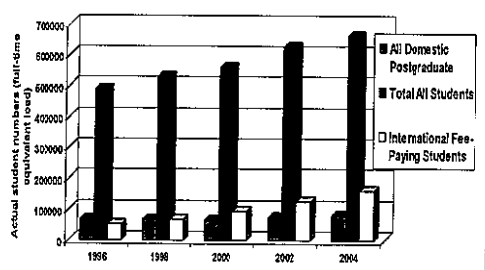
**Growth in university student numbers
1954 - 2004**



Source: DEST Higher Education Student Statistics (incl. unpublished data)
Note: unreplicated full year head counts from 2001 onwards



**Number of domestic and international university students
(Full-time Equivalent, selected years - 1996 to 2004)**

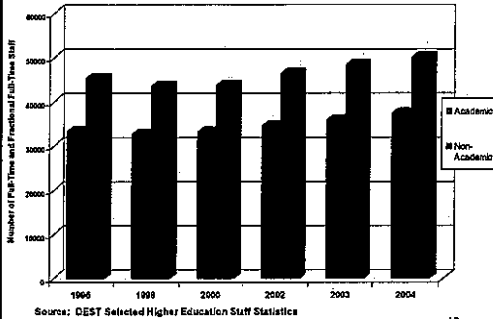


Source: DEST Selected Higher Education Student Statistics.



University staff numbers

(Full-time equivalent, selected years – 1996 to 2004)



Source: DEST Selected Higher Education Staff Statistics

13

Australia's university student population

- Commonwealth-supported domestic students
 - Undergraduate level
 - Postgraduate non-research level in negotiated fields
 - Enabling courses
- Full fee-paying domestic students
 - undergraduate & some postgraduate courses
- Full fee-paying international students
 - undergraduate & postgraduate levels

14

Commonwealth Grants Scheme (CGS)

- CGS – the new model for Commonwealth support of domestic student places
- Funding by discipline
- Load target → 100-105%
- Funding target > 100%
 - → discipline controls

15

